

**BLUEGREEN**<sup>®</sup>  
A L L I A N C E



**Environmental Justice and Health  
Alliance for Chemical Policy Reform**

**GREENPEACE**



## **Chemical Facility Safety**

Findings from a national survey of 1010 adults over the age of 18, including 744 likely 2014 voters conducted August 22 through 25, 2013.

**October, 2013**

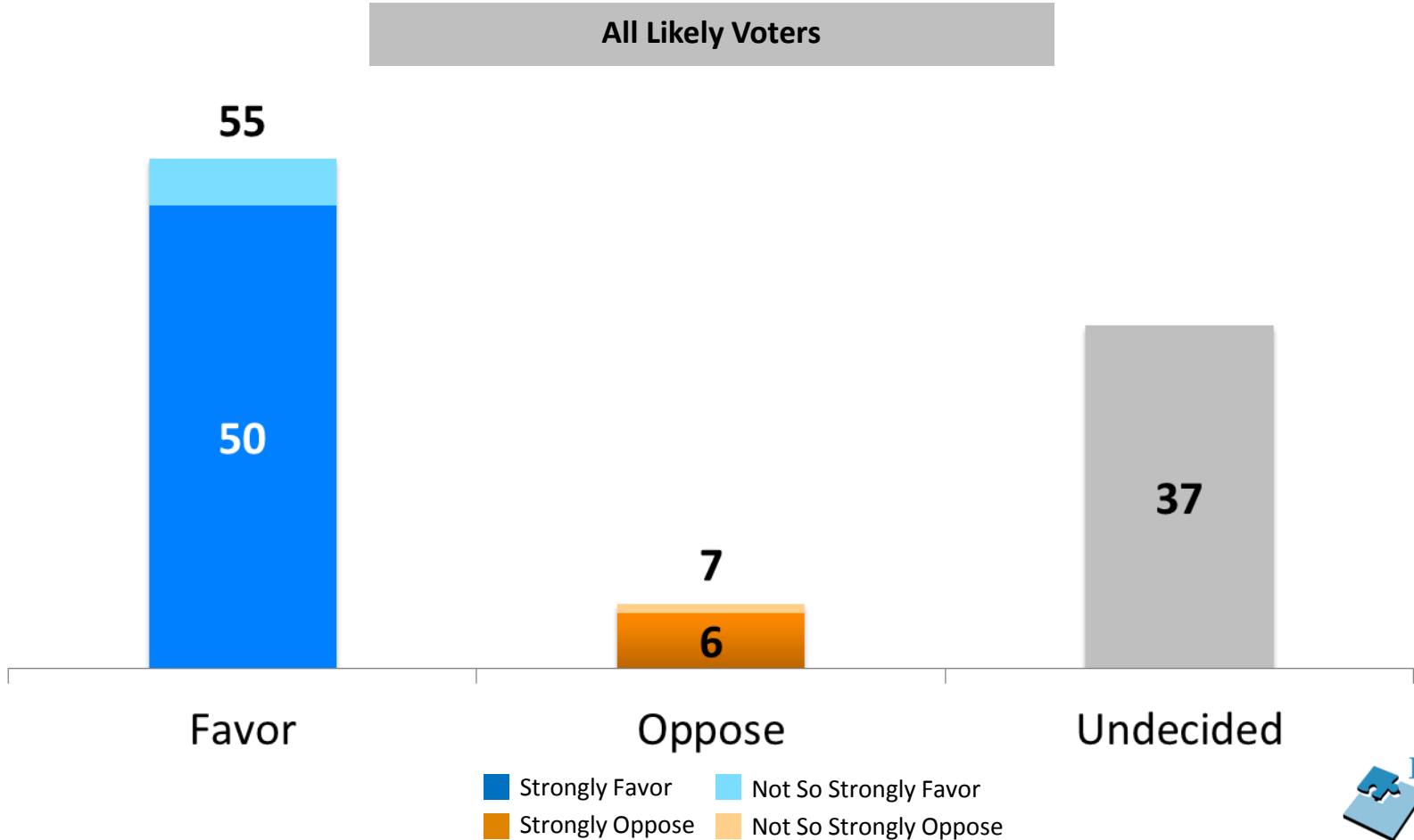
Alysia Snell, Jonathan Voss, Flora Lethbridge-Cejku  
Washington, DC | Berkeley, CA | New York, NY  
[LakeResearch.com](http://LakeResearch.com)  
202.776.9066

## Key Findings

- **Voters strongly support a proposal to require chemical facilities to switch to safer processes.** Importantly, **the proposal enjoys strong bipartisan support.** Majorities of Democrats and Independents support the proposal, as do a plurality of Republicans.
- Informing voters of the threat chemical facilities pose to local communities and the steps industry have already taken since 9/11 further increases the strength of support across party lines. **Majorities overall strongly favor the proposal after learning more, and those voters who are initially undecided move disproportionately toward support.**
- Opposition argumentation falls flat. **Attempts to paint the proposal as an unnecessary regulation that would cost jobs and increase prices do not work.** Almost 6 in 10 voters believe we need to do more to protect communities from high-risk chemical facilities; only 22 percent believe more regulation is unnecessary and too expensive.

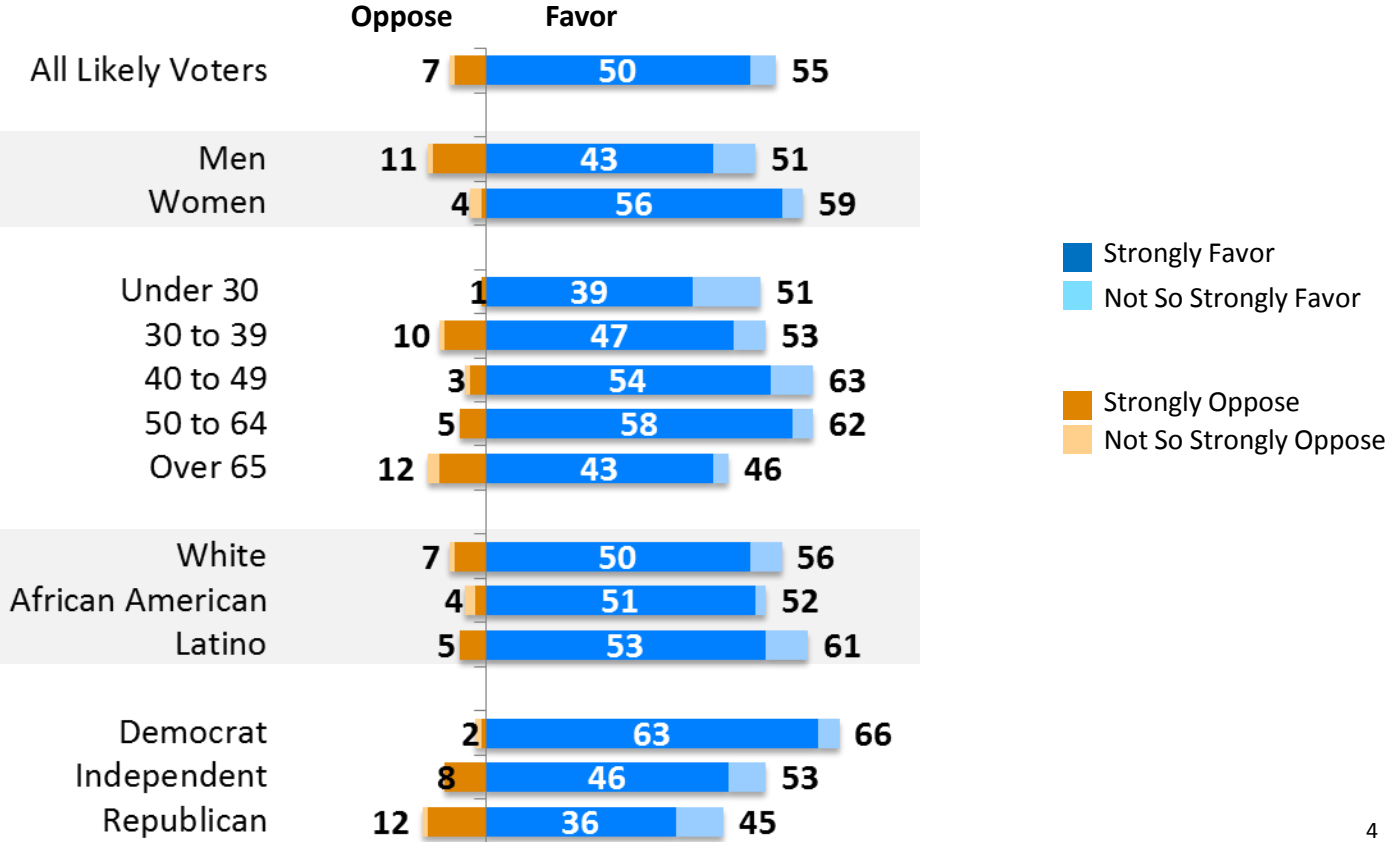
# Voters strongly favor requiring chemical facilities to use safer chemicals and processes when they are effective, available and affordable.

To prevent explosions or major release of poisonous gases, do you favor or oppose the Federal government requiring chemical facilities to use safer chemicals and processes when they are effective, available, and affordable, or are you undecided?



# Strong support for the proposal extends across party lines and demographics groups.

To prevent explosions or major release of poisonous gases, do you favor or oppose the Federal government requiring chemical facilities to use safer chemicals and processes when they are effective, available, and affordable, or are you undecided?

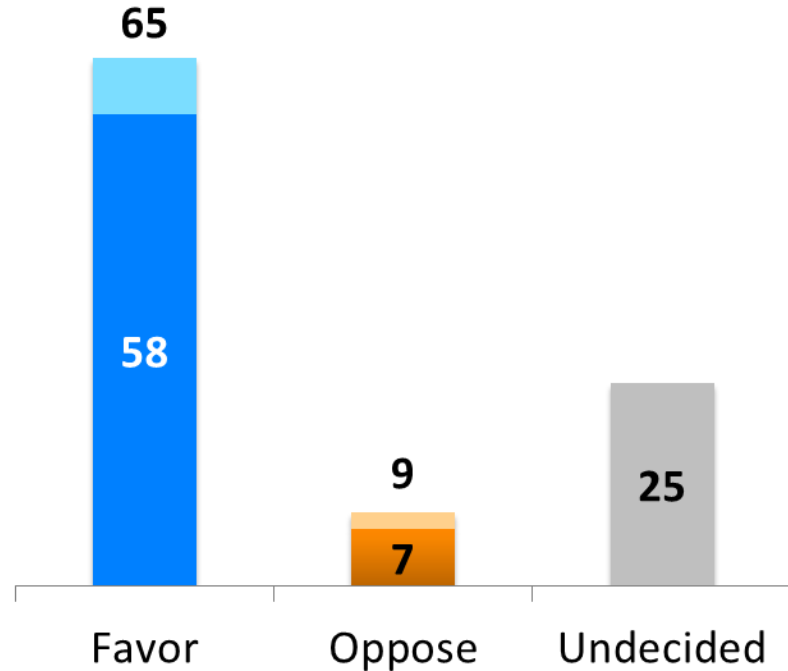
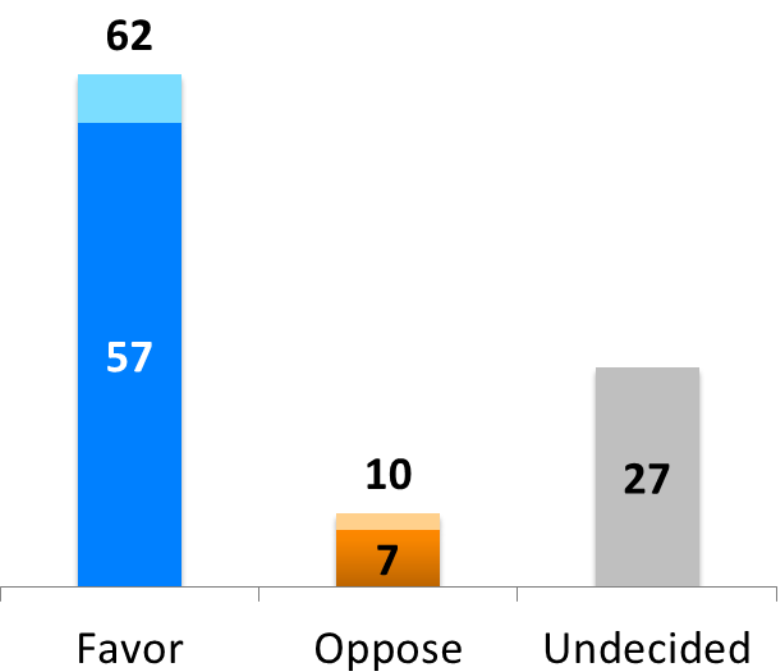


# Informing voters on the risks to local communities and the fact that hundreds of facilities have already switched consolidates support.

**KNOWLEDGE OF COMMUNITY IMPACT**  
 Currently high-risk chemical facilities threaten the safety of more than 100 million Americans who live nearby.

**KNOWLEDGE OF CONVERTED FACILITIES**  
 Since 2001, over 600 chemical facilities have switched to safer chemicals and processes to eliminate the possibility of a disaster in the event of an accident or terrorist attack.

Given this, do you favor or oppose the proposal?




■ Strongly Favor    ■ Not So Strongly Favor  
■ Strongly Oppose    ■ Not So Strongly Oppose

# Voters reject the suggestion that switching to safer processes is a burdensome regulation that would cost jobs and increase the price of goods.

Which statement do you agree with more?

We must do more to protect the safety and security of millions of Americans by requiring high-risk chemical facilities to switch to safer processes and chemicals when they are available, effective and affordable. 600 facilities have already done so, proving that businesses can be both profitable and safe.

Requiring chemical facilities to switch processes is unnecessary government bureaucracy and too expensive. We cannot afford new burdensome regulations that cost businesses money, raise the prices of goods for consumers, and threaten to cut thousands of jobs.



8%, Both  
5% Neither  
6% Don't know/refused to answer

# Methodology

- Lake Research Partners designed this survey, which was administered by Caravan in an omnibus survey conducted by telephone using professional interviewers. The survey reached a total of 1,010 adults nationwide in the continental United States (650 by landline, and 360 by cell phone) . The survey was conducted from August 22-25, 2013, and has a margin of error of +/- 3.1% at the 95% confidence interval. The margin of error is higher among subgroups.
- The survey included screening questions to determine if people were registered and likely to vote in the 2014 elections. The survey reached a total of 744 likely 2014 voters and has a margin of error +/- 3.6% at the 95% confidence interval. The margin of error is higher among subgroups.
- All numbers represent subgroups of likely voters.



Washington, DC | Berkeley, CA | New York, NY

[LakeResearch.com](http://LakeResearch.com)

202.776.9066

Alysia Snell

[asnell@lakeresearch.com](mailto:asnell@lakeresearch.com)

Jonathan Voss

[jvoss@lakeresearch.com](mailto:jvoss@lakeresearch.com)

Flora Lethbridge-Cejku

[flethbridgecejku@lakeresearch.com](mailto:flethbridgecejku@lakeresearch.com)